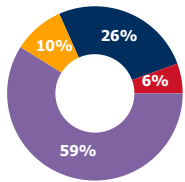


FUTURES

VOLUME STRUCTURE

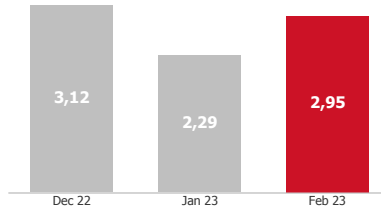
- FX
- INDEX
- INTEREST RATE
- COMMODITY
- EQUITY



ADTV*, USD

2,95 BN
28,3% MOM

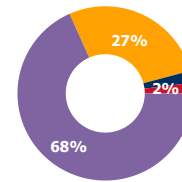
ADTV DYNAMICS, BN



OPTIONS

VOLUME STRUCTURE

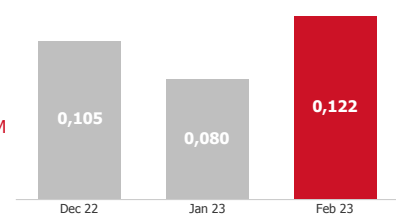
- FX
- INDEX
- COMMODITY
- EQUITY



ADTV, USD

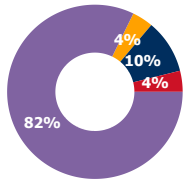
0,122 BN
53,1% MOM

ADTV DYNAMICS, BN



OI STRUCTURE

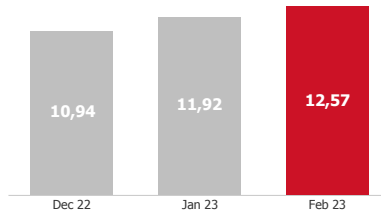
- FX
- INDEX
- INTEREST RATE
- COMMODITY
- EQUITY



ADOI, USD

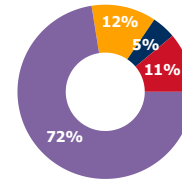
12,57 BN
5,5% MOM

ADOI DYNAMICS, BN



OI STRUCTURE

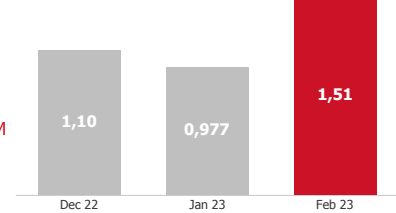
- FX
- INDEX
- COMMODITY
- EQUITY



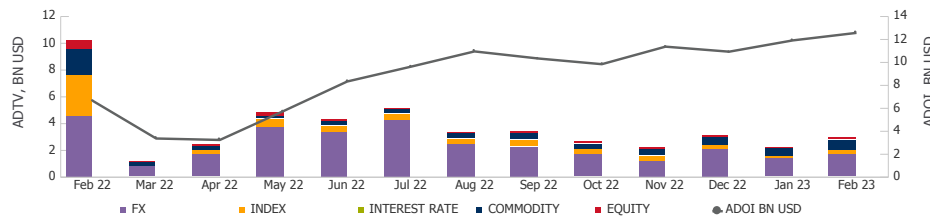
ADOI, USD

1,51 BN
54,1% MOM

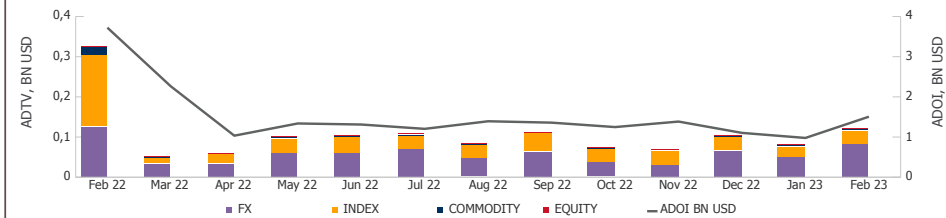
ADOI DYNAMICS, BN



FUTURES DYNAMICS

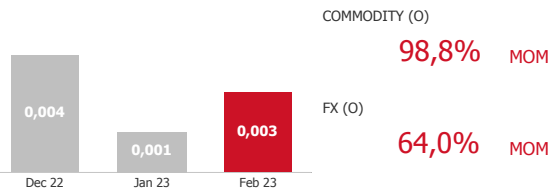


OPTIONS DYNAMICS



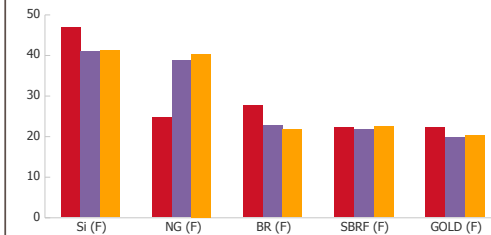
TOP GROWING SECTORS — ADTV, BN USD

COMMODITY (O)



FX (O)

TOP 5 UA — ACTIVE CLIENTS, TH.



***Abbreviations:**

ADTV - Average Daily Trading Volume;
ADOI - Average Daily Open Interest;
MOM - Month-on-Month;
UA - Underlying asset;
BN - Billion;
TH - Thousand