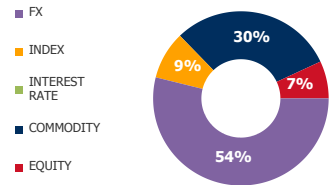


**FUTURES**

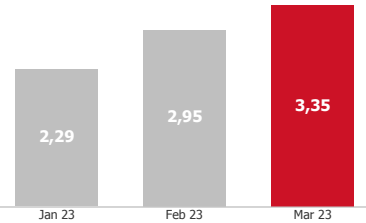
VOLUME STRUCTURE



ADTV\*, USD

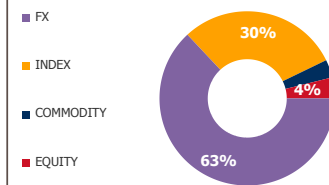
**3,35** BN  
**13,9%** MOM

ADTV DYNAMICS, BN



**OPTIONS**

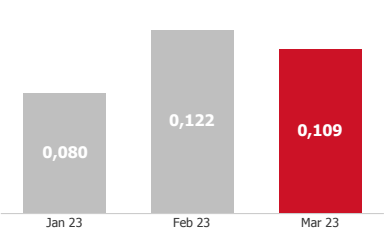
VOLUME STRUCTURE



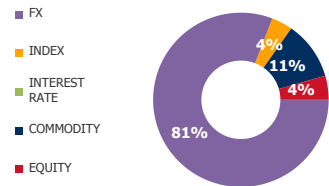
ADTV, USD

**0,109** BN  
**-10,8%** MOM

ADTV DYNAMICS, BN



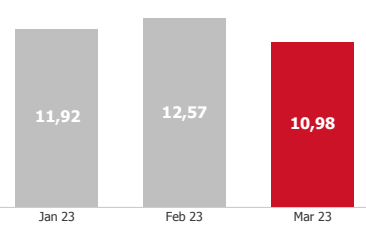
OI STRUCTURE



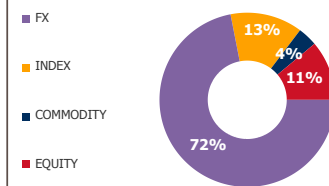
ADOI, USD

**10,98** BN  
**-12,7%** MOM

ADOI DYNAMICS, BN



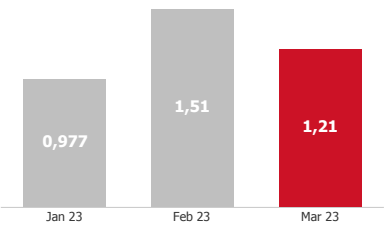
OI STRUCTURE



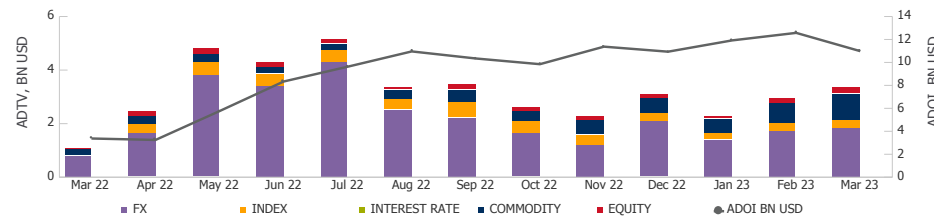
ADOI, USD

**1,21** BN  
**-20,0%** MOM

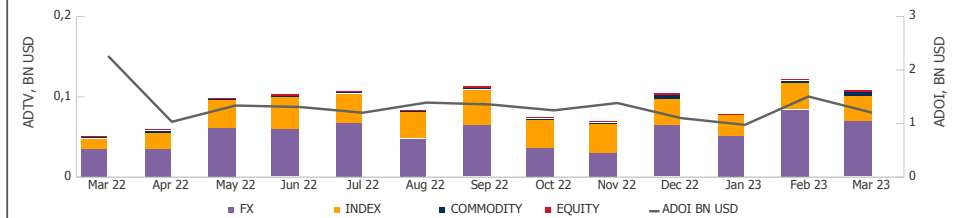
ADOI DYNAMICS, BN



FUTURES DYNAMICS

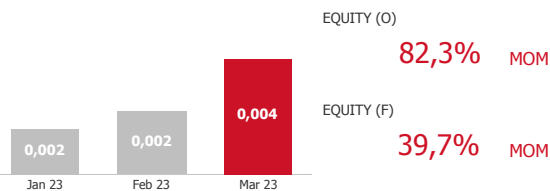


OPTIONS DYNAMICS

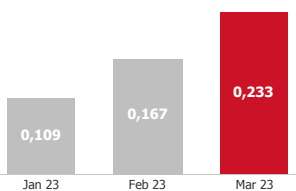


**TOP GROWING SECTORS — ADTV, BN USD**

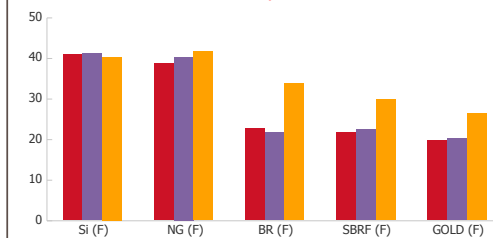
EQUITY (O)



EQUITY (F)



**TOP 5 UA — ACTIVE CLIENTS, TH.**



**\*Abbreviations:**

ADTV - Average Daily Trading Volume;  
ADOI - Average Daily Open Interest;  
MOM - Month-on-Month;  
UA - Underlying asset;  
BN - Billion;  
TH - Thousand