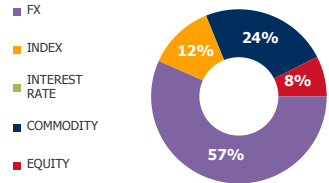


**FUTURES**

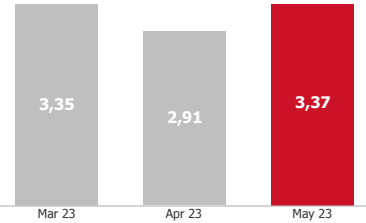
VOLUME STRUCTURE



ADTV\*, USD

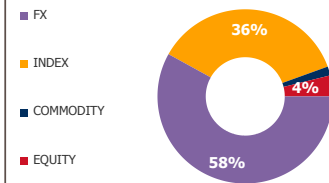
**3,37** BN  
**15,9%** MOM

ADTV DYNAMICS, BN



**OPTIONS**

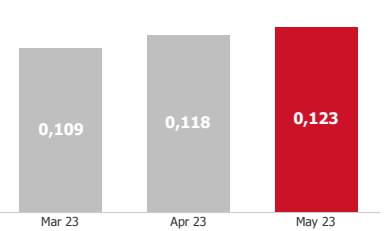
VOLUME STRUCTURE



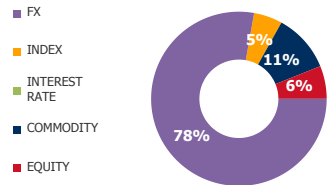
ADTV, USD

**0,123** BN  
**4,6%** MOM

ADTV DYNAMICS, BN



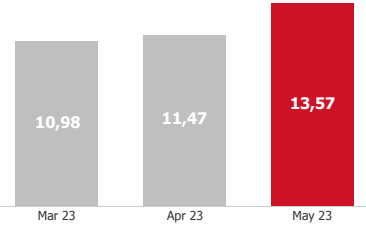
OI STRUCTURE



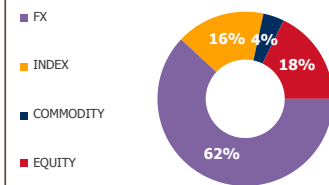
ADOI, USD

**13,57** BN  
**18,3%** MOM

ADOI DYNAMICS, BN



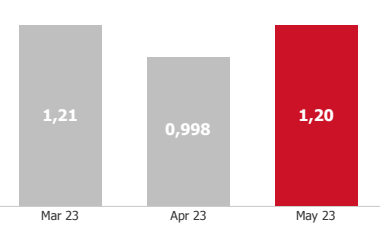
OI STRUCTURE



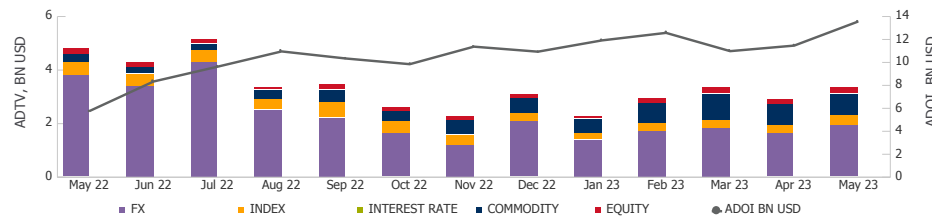
ADOI, USD

**1,20** BN  
**20,6%** MOM

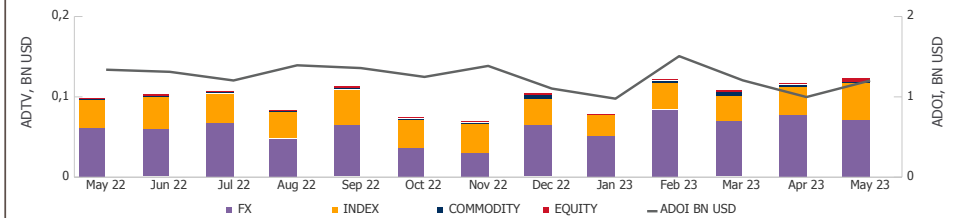
ADOI DYNAMICS, BN



FUTURES DYNAMICS

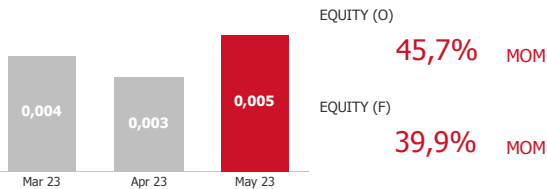


OPTIONS DYNAMICS



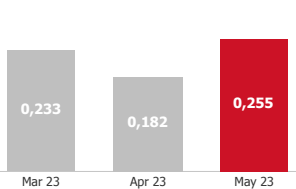
**TOP GROWING SECTORS — ADTV, BN USD**

EQUITY (O)



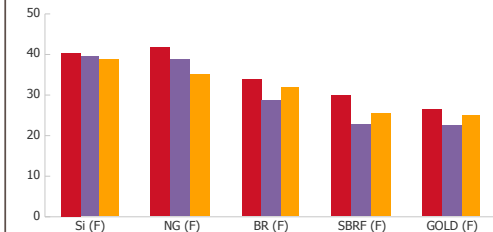
**45,7%** MOM

EQUITY (F)



**39,9%** MOM

**TOP 5 UA — ACTIVE CLIENTS, TH.**



**\*Abbreviations:**

ADTV - Average Daily Trading Volume;  
ADOI - Average Daily Open Interest;  
MOM - Month-on-Month;  
UA - Underlying asset;  
BN - Billion;  
TH - Thousand