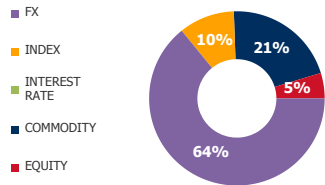


**FUTURES**

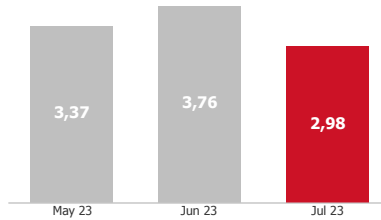
VOLUME STRUCTURE



ADTV\*, USD

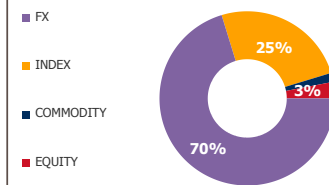
**2,98** BN  
**-20,6%** MOM

ADTV DYNAMICS, BN



**OPTIONS**

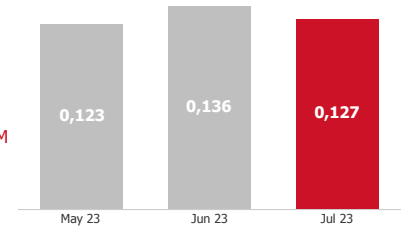
VOLUME STRUCTURE



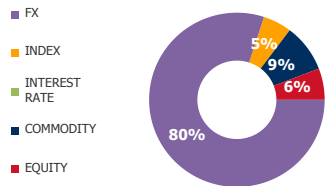
ADTV, USD

**0,127** BN  
**-6,8%** MOM

ADTV DYNAMICS, BN



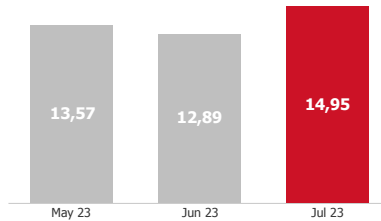
OI STRUCTURE



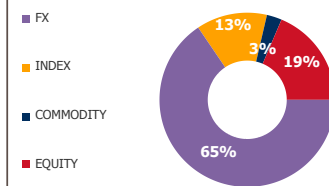
ADOI, USD

**14,95** BN  
**16,0%** MOM

ADOI DYNAMICS, BN



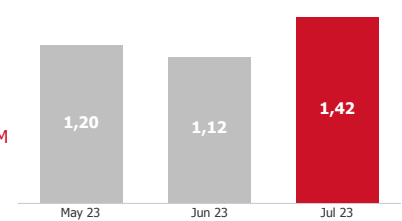
OI STRUCTURE



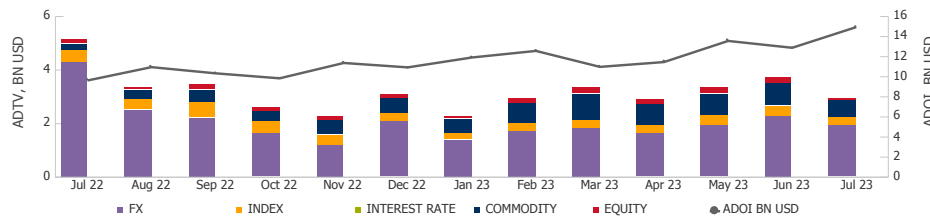
ADOI, USD

**1,42** BN  
**27,0%** MOM

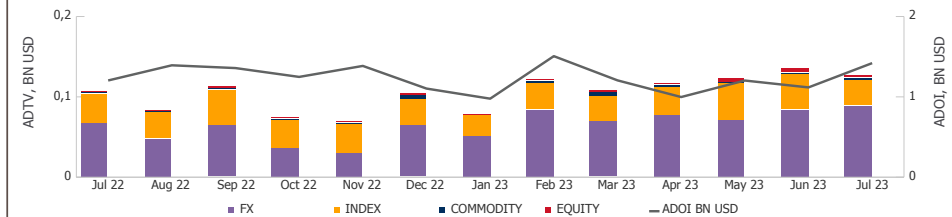
ADOI DYNAMICS, BN



FUTURES DYNAMICS

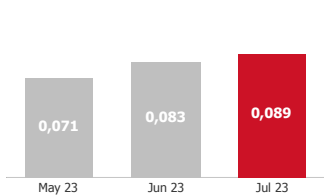


OPTIONS DYNAMICS



**TOP GROWING SECTORS — ADTV, BN USD**

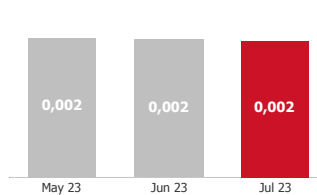
FX (O)



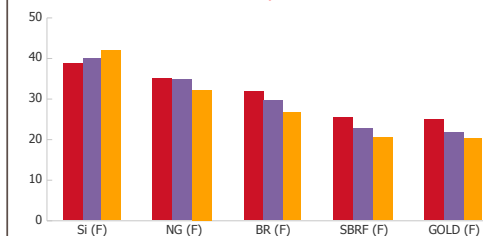
**6,7%** MOM

**-0,1%** MOM

COMMODITY (O)



**TOP 5 UA — ACTIVE CLIENTS, TH.**



**\*Abbreviations:**

ADTV - Average Daily Trading Volume;  
ADOI - Average Daily Open Interest;  
MOM - Month-on-Month;  
UA - Underlying asset;  
BN - Billion;  
TH - Thousand