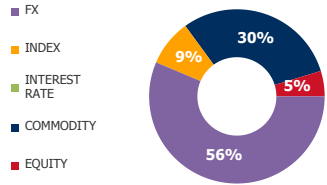


FUTURES

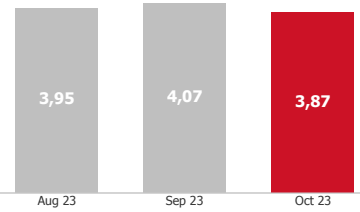
VOLUME STRUCTURE



ADTV*, USD

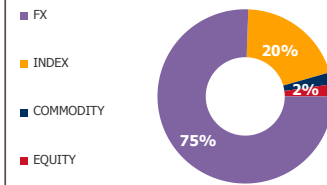
3,87 BN
-5,0% MOM

ADTV DYNAMICS, BN



OPTIONS

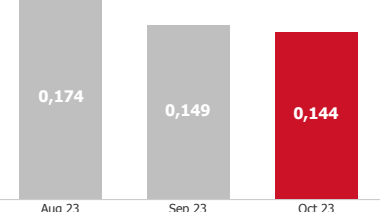
VOLUME STRUCTURE



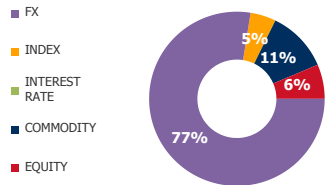
ADTV, USD

0,144 BN
-3,4% MOM

ADTV DYNAMICS, BN



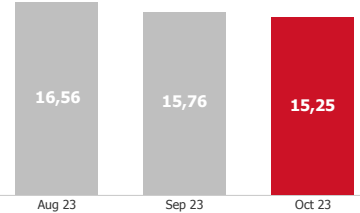
OI STRUCTURE



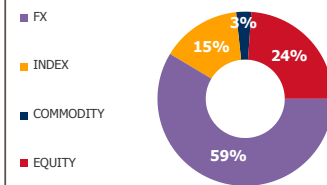
ADOI, USD

15,25 BN
-3,2% MOM

ADOI DYNAMICS, BN



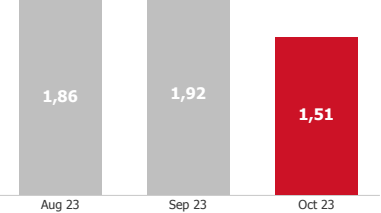
OI STRUCTURE



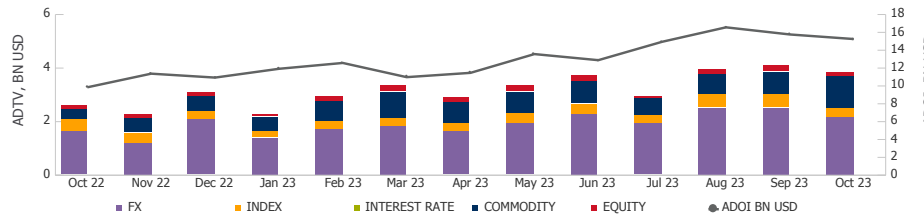
ADOI, USD

1,51 BN
-21,5% MOM

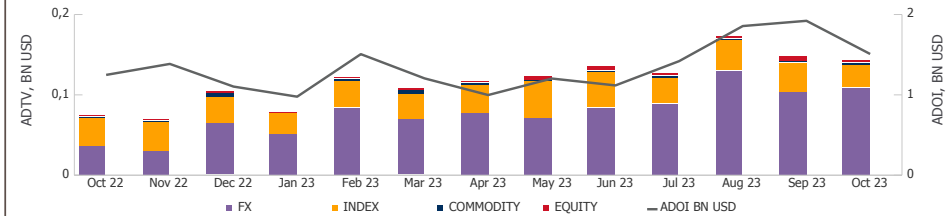
ADOI DYNAMICS, BN



FUTURES DYNAMICS

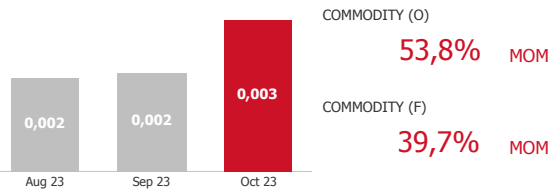


OPTIONS DYNAMICS

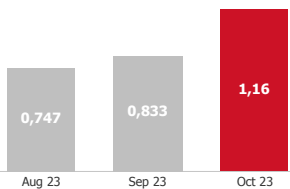


TOP GROWING SECTORS — ADTV, BN USD

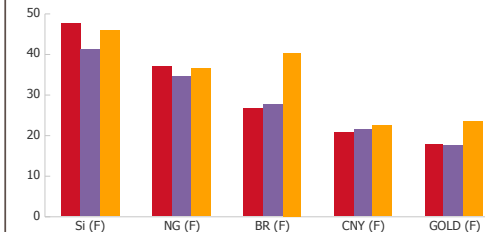
COMMODITY (O)



COMMODITY (F)



TOP 5 UA — ACTIVE CLIENTS, TH.



***Abbreviations:**

ADTV - Average Daily Trading Volume;
ADOI - Average Daily Open Interest;
MOM - Month-on-Month;
UA - Underlying asset;
BN - Billion;
TH - Thousand