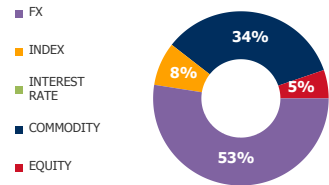


FUTURES

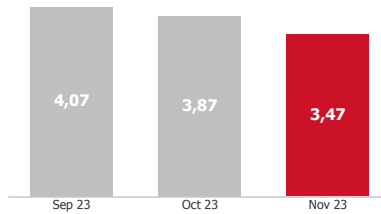
VOLUME STRUCTURE



ADTV*, USD

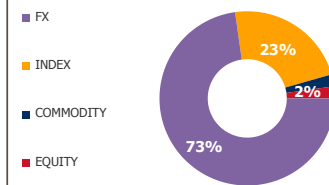
3,47 BN
-10,2% MOM

ADTV DYNAMICS, BN



OPTIONS

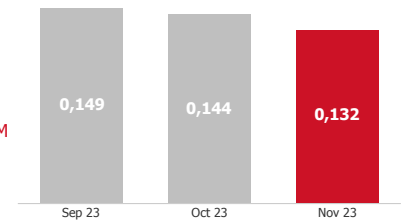
VOLUME STRUCTURE



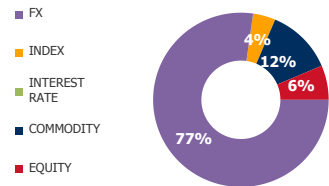
ADTV, USD

0,132 BN
-8,3% MOM

ADTV DYNAMICS, BN



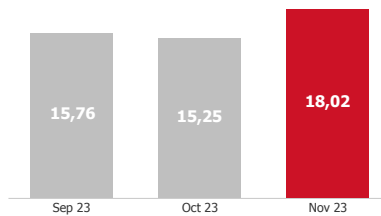
OI STRUCTURE



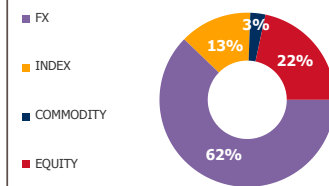
ADOI, USD

18,02 BN
18,1% MOM

ADOI DYNAMICS, BN



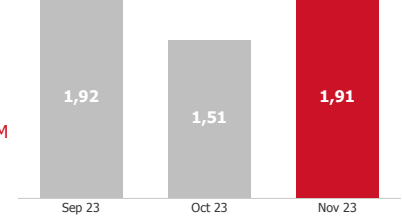
OI STRUCTURE



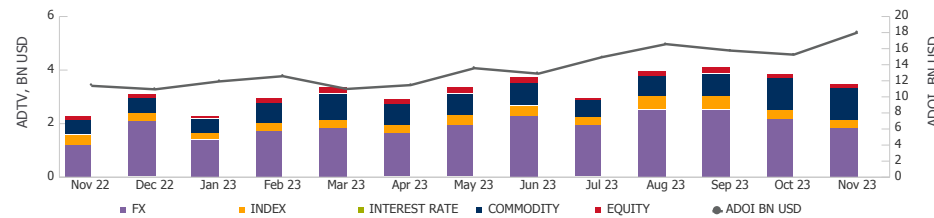
ADOI, USD

1,91 BN
26,4% MOM

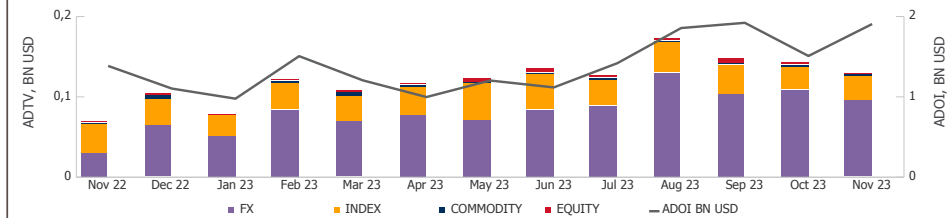
ADOI DYNAMICS, BN



FUTURES DYNAMICS

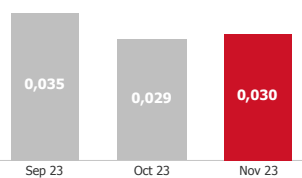


OPTIONS DYNAMICS



TOP GROWING SECTORS — ADTV, BN USD

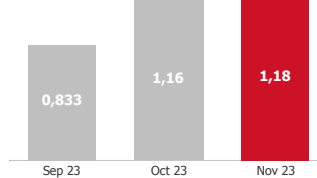
INDEX (O)



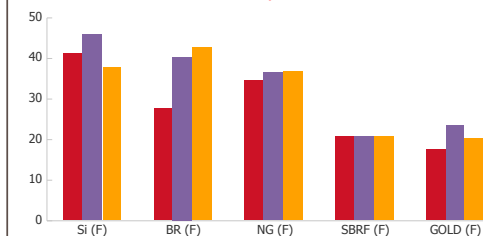
4,6% MOM

1,7% MOM

COMMODITY (F)



TOP 5 UA — ACTIVE CLIENTS, TH.



***Abbreviations:**

ADTV - Average Daily Trading Volume;
ADOI - Average Daily Open Interest;
MOM - Month-on-Month;
UA - Underlying asset;
BN - Billion;
TH - Thousand