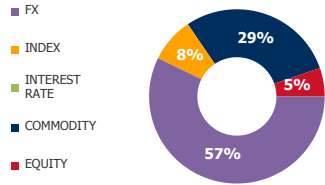


FUTURES

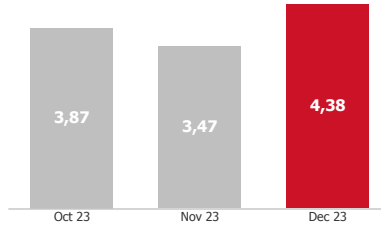
VOLUME STRUCTURE



ADTV*, USD

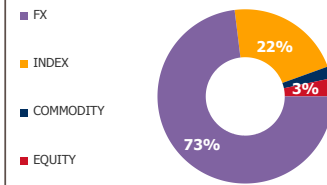
4,38 BN
26,1% MOM

ADTV DYNAMICS, BN



OPTIONS

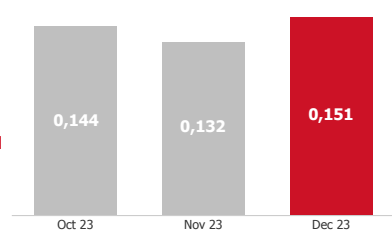
VOLUME STRUCTURE



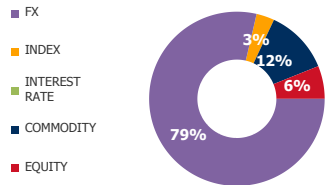
ADTV, USD

0,151 BN
14,7% MOM

ADTV DYNAMICS, BN



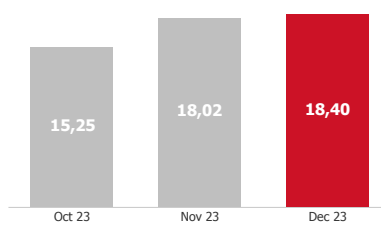
OI STRUCTURE



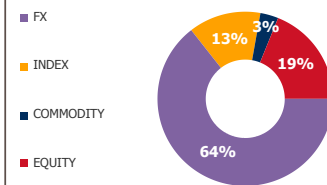
ADOI, USD

18,40 BN
2,1% MOM

ADOI DYNAMICS, BN



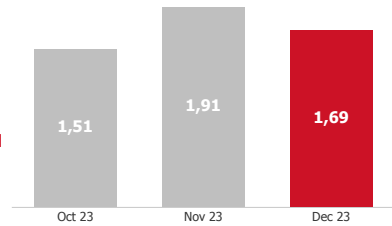
OI STRUCTURE



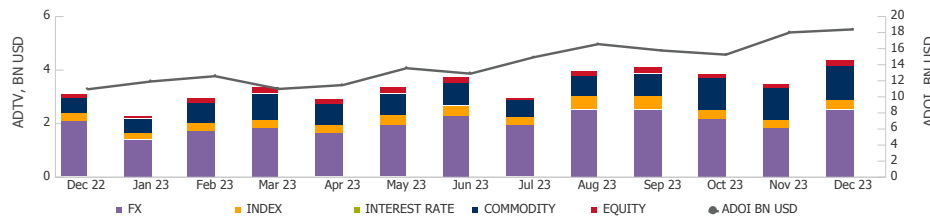
ADOI, USD

1,69 BN
-11,5% MOM

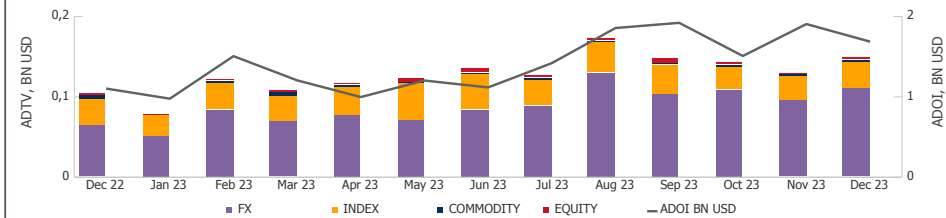
ADOI DYNAMICS, BN



FUTURES DYNAMICS

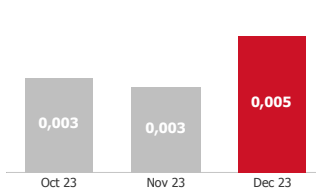


OPTIONS DYNAMICS



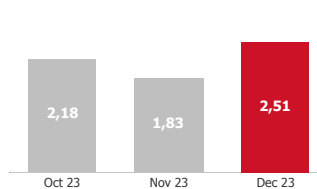
TOP GROWING SECTORS — ADTV, BN USD

EQUITY (O)

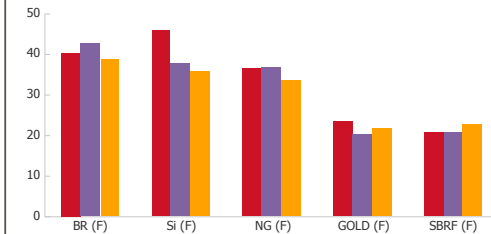


60,8% MOM
37,5% MOM

FX (F)



TOP 5 UA — ACTIVE CLIENTS, TH.



***Abbreviations:**

ADTV - Average Daily Trading Volume;
ADOI - Average Daily Open Interest;
MOM - Month-on-Month;
UA - Underlying asset;
BN - Billion;
TH - Thousand