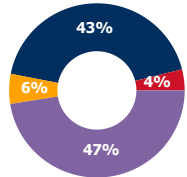


**FUTURES**

VOLUME STRUCTURE

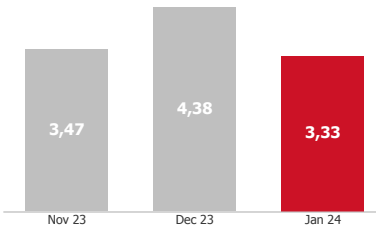
- FX
- INDEX
- INTEREST RATE
- COMMODITY
- EQUITY



ADTV\*, USD

**3,33** BN  
**-24,0%** MOM

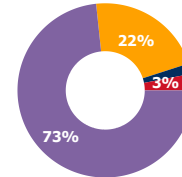
ADTV DYNAMICS, BN



**OPTIONS**

VOLUME STRUCTURE

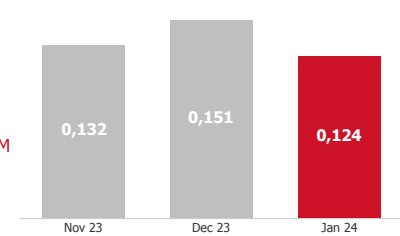
- FX
- INDEX
- COMMODITY
- EQUITY



ADTV, USD

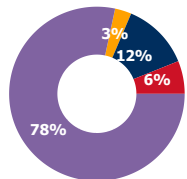
**0,124** BN  
**-17,9%** MOM

ADTV DYNAMICS, BN



OI STRUCTURE

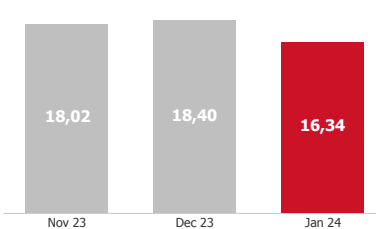
- FX
- INDEX
- INTEREST RATE
- COMMODITY
- EQUITY



ADOI, USD

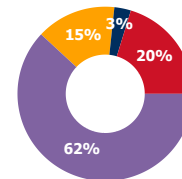
**16,34** BN  
**-11,2%** MOM

ADOI DYNAMICS, BN



OI STRUCTURE

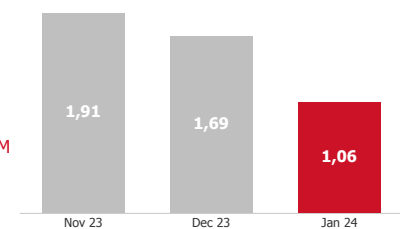
- FX
- INDEX
- COMMODITY
- EQUITY



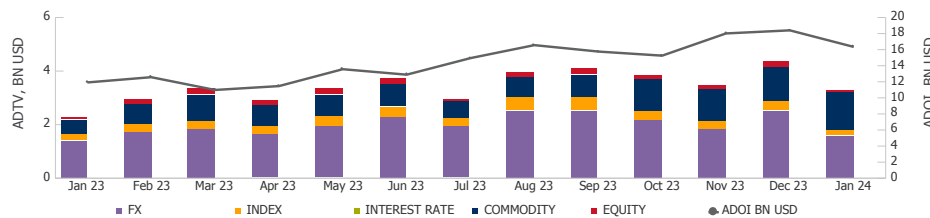
ADOI, USD

**1,06** BN  
**-37,2%** MOM

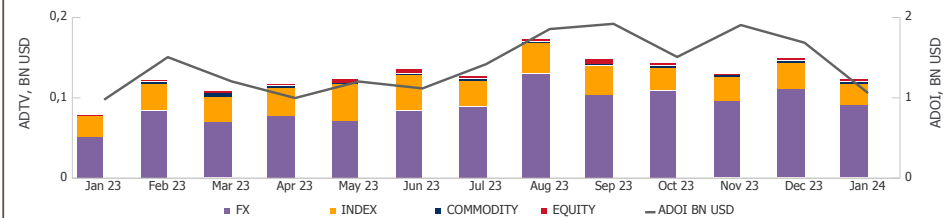
ADOI DYNAMICS, BN



FUTURES DYNAMICS

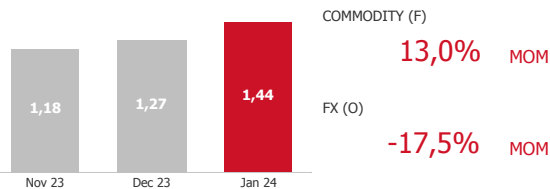


OPTIONS DYNAMICS

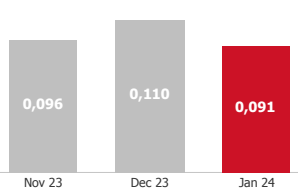


**TOP GROWING SECTORS — ADTV, BN USD**

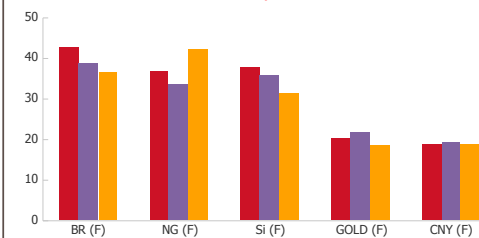
COMMODITY (F)



FX (O)



**TOP 5 UA — ACTIVE CLIENTS, TH.**



**\*Abbreviations:**

ADTV - Average Daily Trading Volume;  
ADOI - Average Daily Open Interest;  
MOM - Month-on-Month;  
UA - Underlying asset;  
BN - Billion;  
TH - Thousand