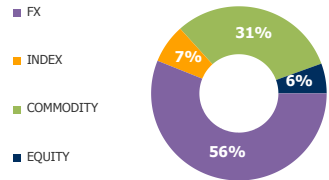


FUTURES

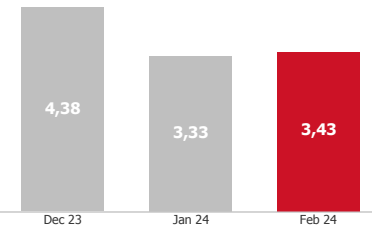
VOLUME STRUCTURE



ADTV*, USD

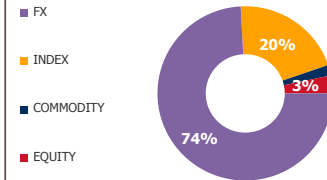
3,43 BN
3,0% MOM

ADTV DYNAMICS, BN



OPTIONS

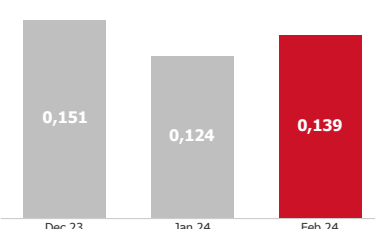
VOLUME STRUCTURE



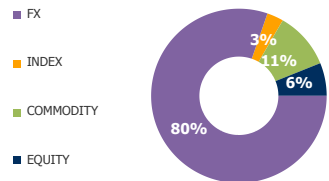
ADTV, USD

0,139 BN
12,2% MOM

ADTV DYNAMICS, BN



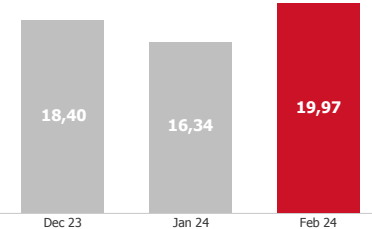
OI STRUCTURE



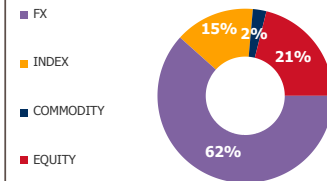
ADOI, USD

19,97 BN
22,2% MOM

ADOI DYNAMICS, BN



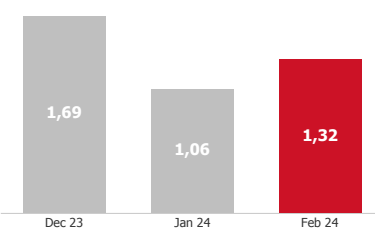
OI STRUCTURE



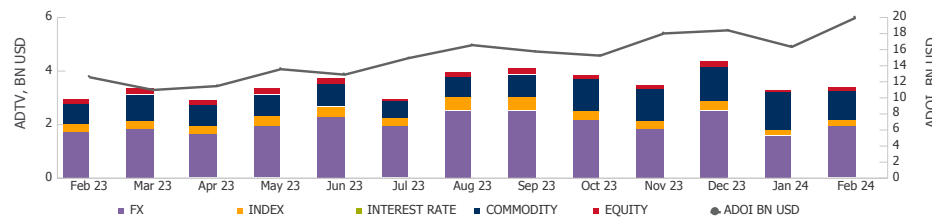
ADOI, USD

1,32 BN
24,5% MOM

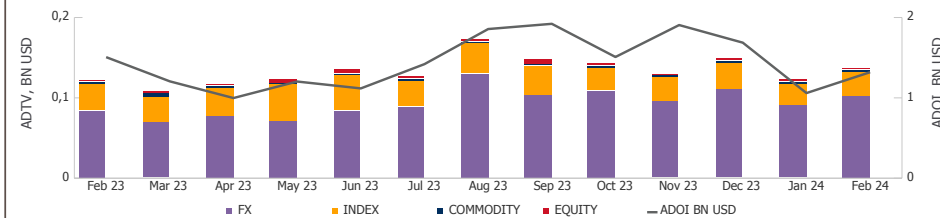
ADOI DYNAMICS, BN



FUTURES DYNAMICS

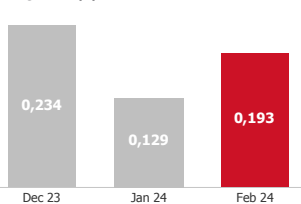


OPTIONS DYNAMICS



TOP GROWING SECTORS — ADTV, BN USD

EQUITY (F)

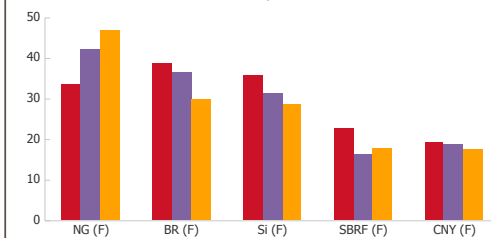


49,4% MOM

34,4% MOM

INDEX (F)

TOP 5 UA — ACTIVE CLIENTS, TH.



***Abbreviations:**

ADTV - Average Daily Trading Volume;
ADOI - Average Daily Open Interest;
MOM - Month-on-Month;
UA - Underlying asset;
BN - Billion;
TH - Thousand