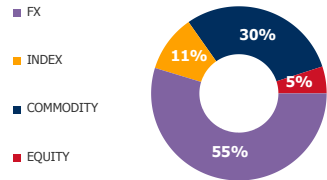


FUTURES

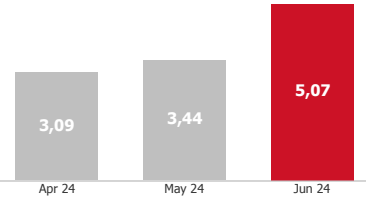
VOLUME STRUCTURE



ADTV*, USD

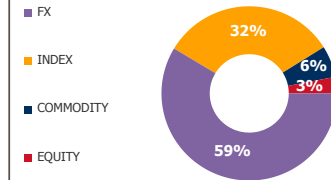
5,07 BN
47,2% MOM

ADTV DYNAMICS, BN



OPTIONS

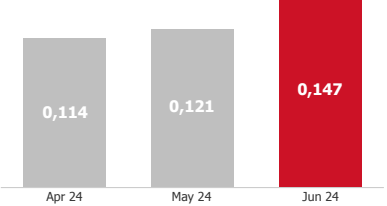
VOLUME STRUCTURE



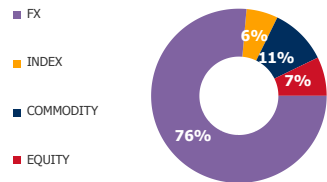
ADTV, USD

0,147 BN
21,8% MOM

ADTV DYNAMICS, BN



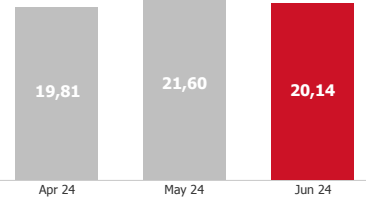
OI STRUCTURE



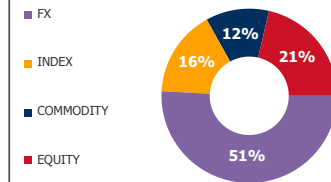
ADOI, USD

20,14 BN
-6,8% MOM

ADOI DYNAMICS, BN



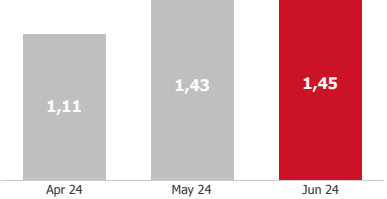
OI STRUCTURE



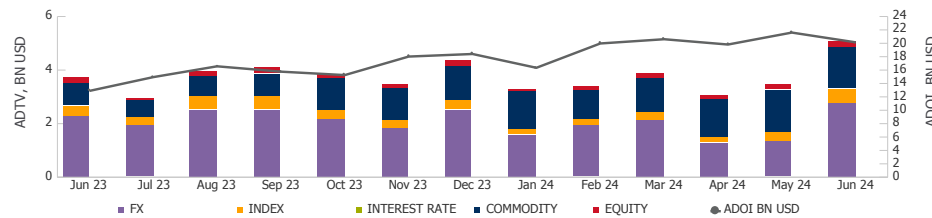
ADOI, USD

1,45 BN
1,9% MOM

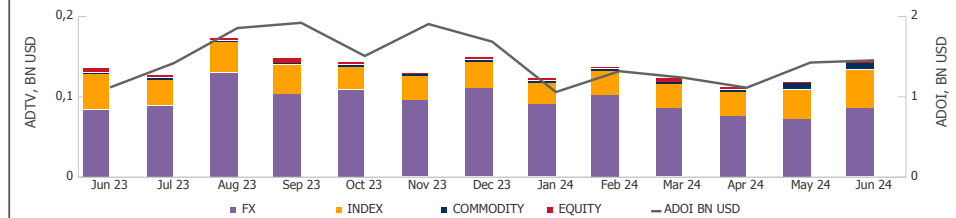
ADOI DYNAMICS, BN



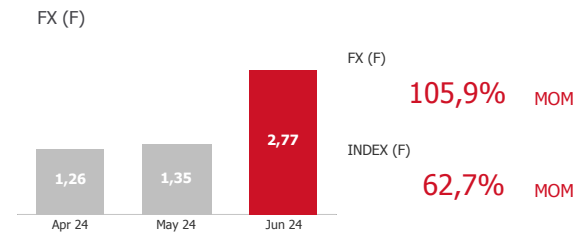
FUTURES DYNAMICS



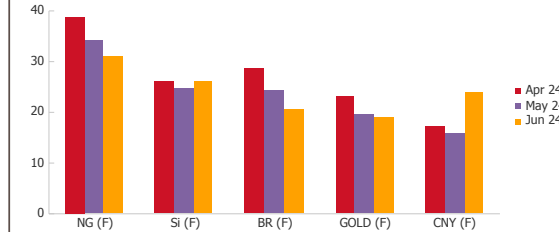
OPTIONS DYNAMICS



TOP GROWING SECTORS — ADTV, BN USD



TOP 5 UA — ACTIVE CLIENTS, TH.



***Abbreviations:**

ADTV - Average Daily Trading Volume;
ADOI - Average Daily Open Interest;
MOM - Month-on-Month;
UA - Underlying asset;
BN - Billion;
TH - Thousand