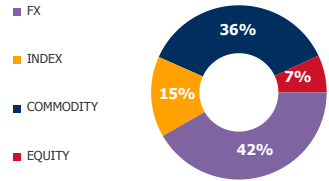


**FUTURES**

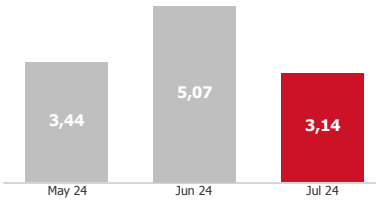
VOLUME STRUCTURE



ADTV\*, USD

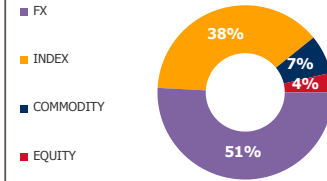
**3,14** BN  
**-38,1%** MOM

ADTV DYNAMICS, BN



**OPTIONS**

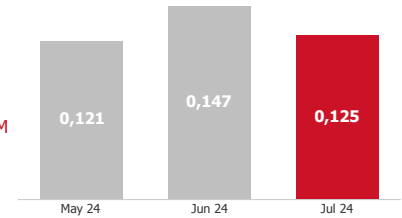
VOLUME STRUCTURE



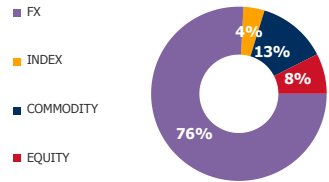
ADTV, USD

**0,125** BN  
**-15,2%** MOM

ADTV DYNAMICS, BN



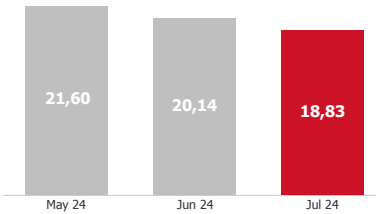
OI STRUCTURE



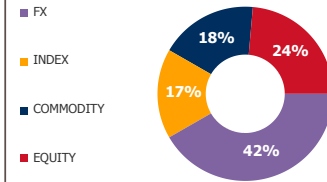
ADOI, USD

**18,83** BN  
**-6,5%** MOM

ADOI DYNAMICS, BN



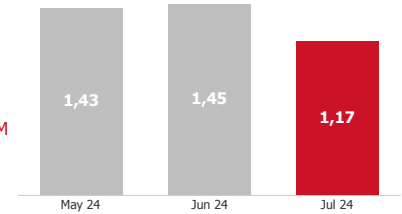
OI STRUCTURE



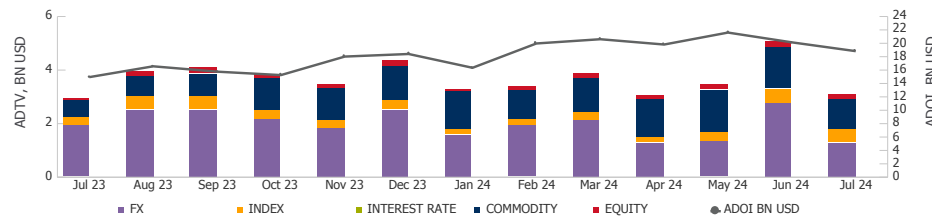
ADOI, USD

**1,17** BN  
**-19,4%** MOM

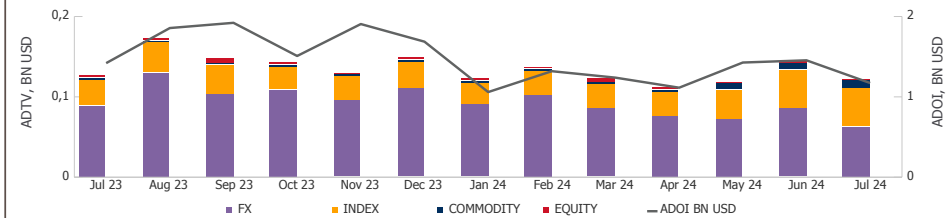
ADOI DYNAMICS, BN



FUTURES DYNAMICS

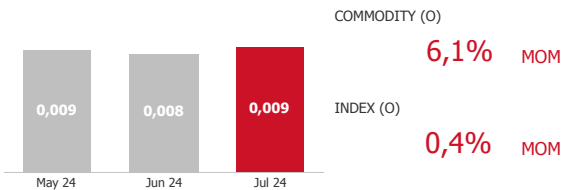


OPTIONS DYNAMICS

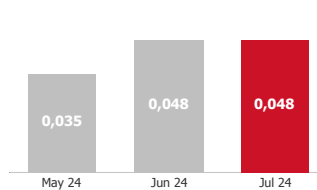


**TOP GROWING SECTORS — ADTV, BN USD**

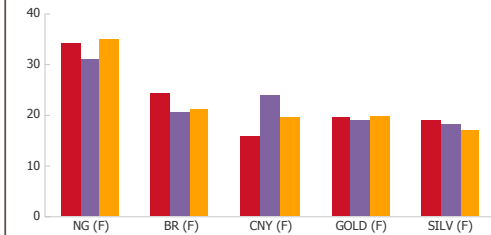
COMMODITY (O)



INDEX (O)



**TOP 5 UA — ACTIVE CLIENTS, TH.**



**\*Abbreviations:**

ADTV - Average Daily Trading Volume;  
ADOI - Average Daily Open Interest;  
MOM - Month-on-Month;  
UA - Underlying asset;  
BN - Billion;  
TH - Thousand