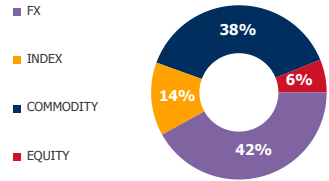


**FUTURES**

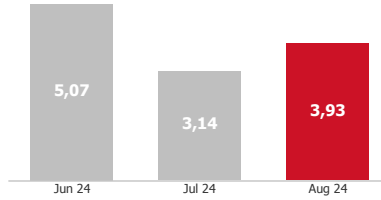
VOLUME STRUCTURE



ADTV\*, USD

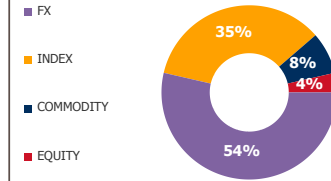
**3,93** BN  
**25,3%** MOM

ADTV DYNAMICS, BN



**OPTIONS**

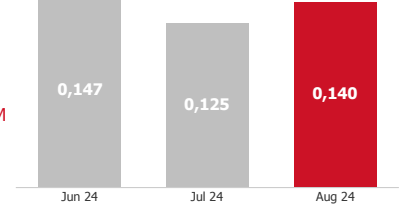
VOLUME STRUCTURE



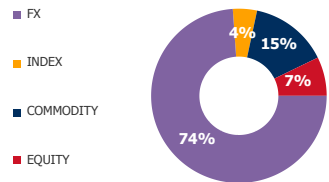
ADTV, USD

**0,140** BN  
**12,7%** MOM

ADTV DYNAMICS, BN



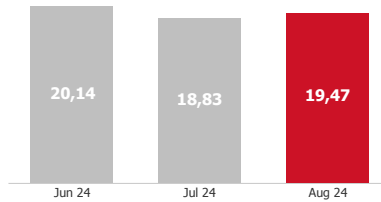
OI STRUCTURE



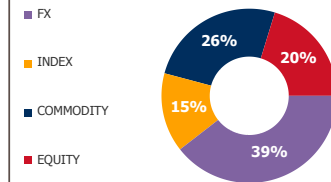
ADOI, USD

**19,47** BN  
**3,4%** MOM

ADOI DYNAMICS, BN



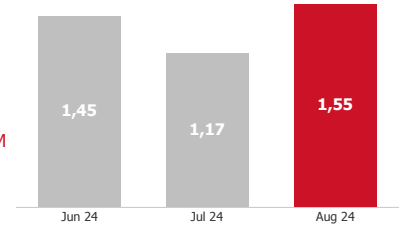
OI STRUCTURE



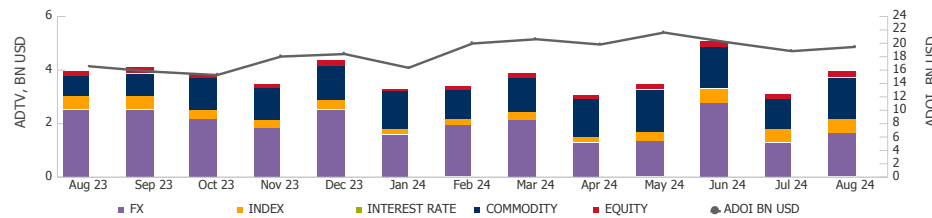
ADOI, USD

**1,55** BN  
**32,5%** MOM

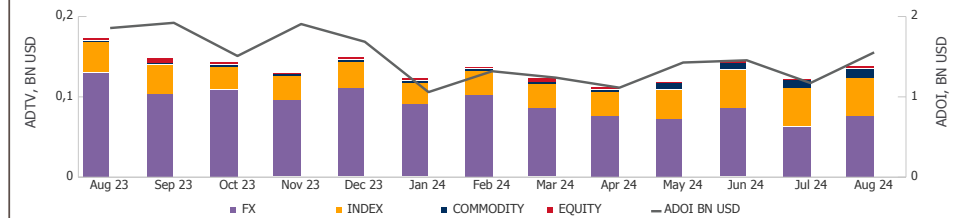
ADOI DYNAMICS, BN



FUTURES DYNAMICS

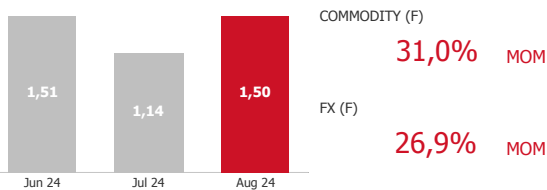


OPTIONS DYNAMICS

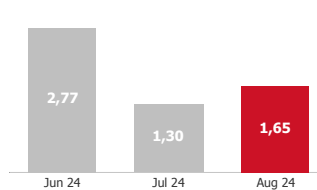


**TOP GROWING SECTORS — ADTV, BN USD**

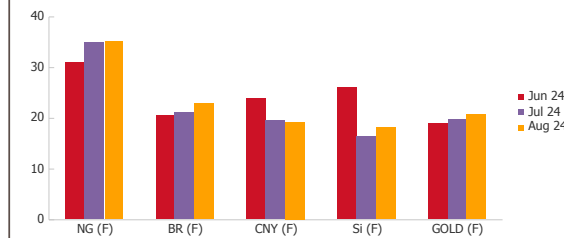
COMMODITY (F)



FX (F)



**TOP 5 UA — ACTIVE CLIENTS, TH.**



**\*Abbreviations:**

ADTV - Average Daily Trading Volume;  
ADOI - Average Daily Open Interest;  
MOM - Month-on-Month;  
UA - Underlying asset;  
BN - Billion;  
TH - Thousand