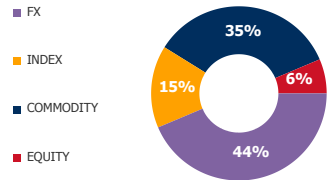


FUTURES

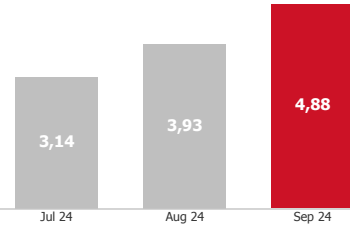
VOLUME STRUCTURE



ADTV*, USD

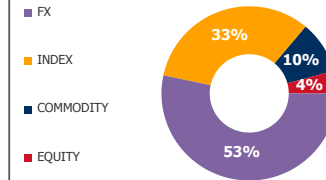
4,88 BN
24,1% MOM

ADTV DYNAMICS, BN



OPTIONS

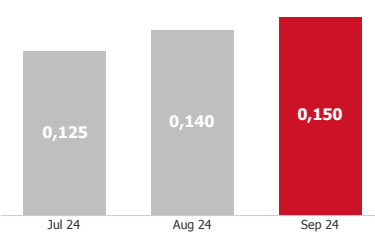
VOLUME STRUCTURE



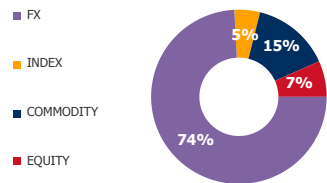
ADTV, USD

0,150 BN
7,1% MOM

ADTV DYNAMICS, BN



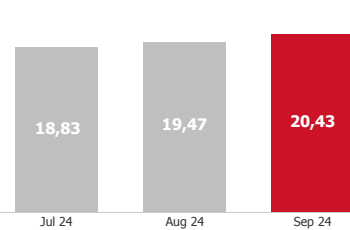
OI STRUCTURE



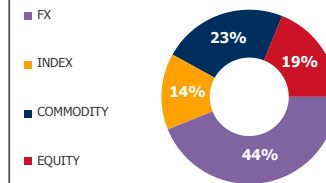
ADOI, USD

20,43 BN
4,9% MOM

ADOI DYNAMICS, BN



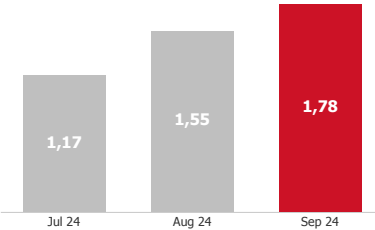
OI STRUCTURE



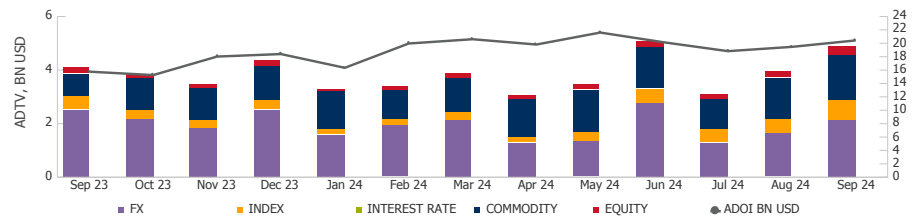
ADOI, USD

1,78 BN
14,8% MOM

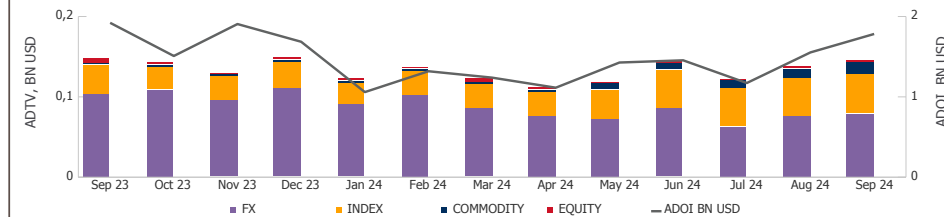
ADOI DYNAMICS, BN



FUTURES DYNAMICS

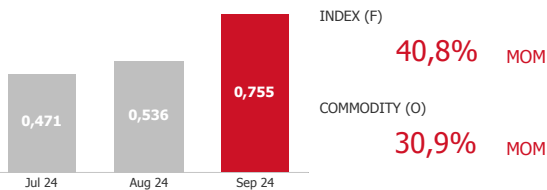


OPTIONS DYNAMICS

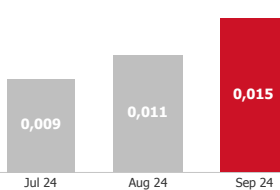


TOP GROWING SECTORS — ADTV, BN USD

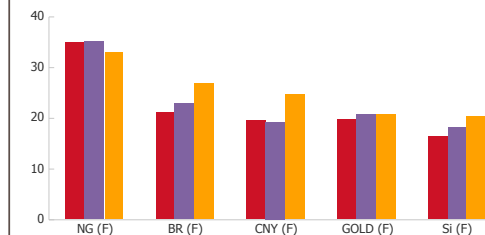
INDEX (F)



COMMODITY (O)



TOP 5 UA — ACTIVE CLIENTS, TH.



***Abbreviations:**

ADTV - Average Daily Trading Volume;
ADOI - Average Daily Open Interest;
MOM - Month-on-Month;
UA - Underlying asset;
BN - Billion;
TH - Thousand