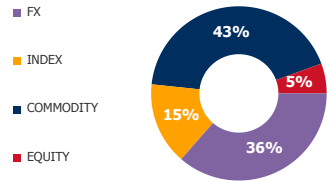


FUTURES

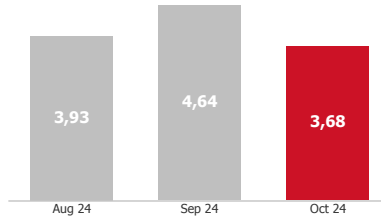
VOLUME STRUCTURE



ADTV*, USD

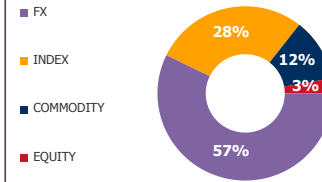
3,68 BN
-20,7% MOM

ADTV DYNAMICS, BN



OPTIONS

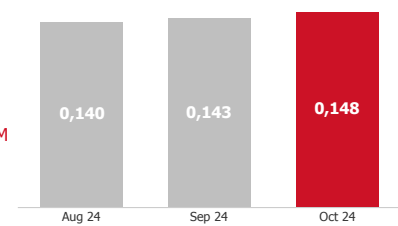
VOLUME STRUCTURE



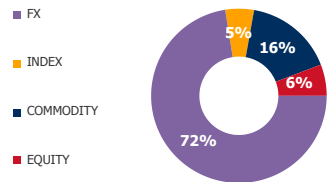
ADTV, USD

0,148 BN
3,5% MOM

ADTV DYNAMICS, BN



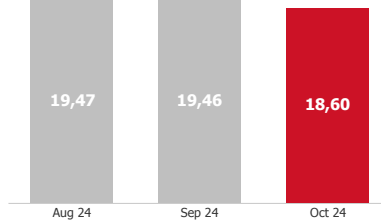
OI STRUCTURE



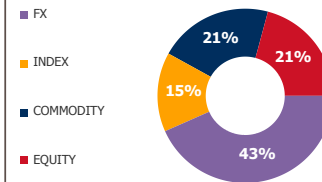
ADOI, USD

18,60 BN
-4,4% MOM

ADOI DYNAMICS, BN



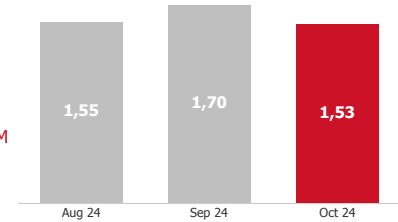
OI STRUCTURE



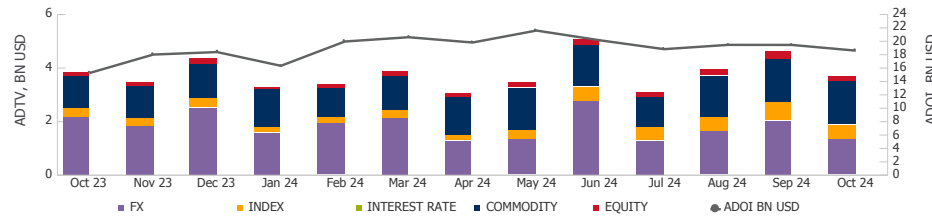
ADOI, USD

1,53 BN
-9,6% MOM

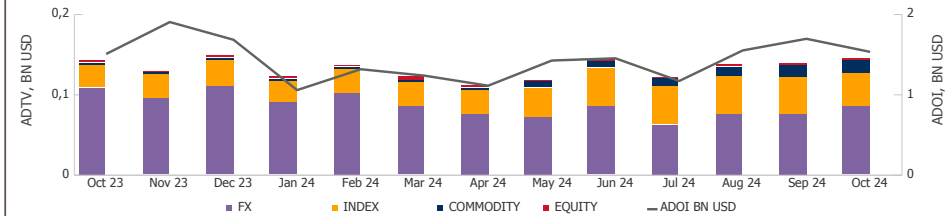
ADOI DYNAMICS, BN



FUTURES DYNAMICS

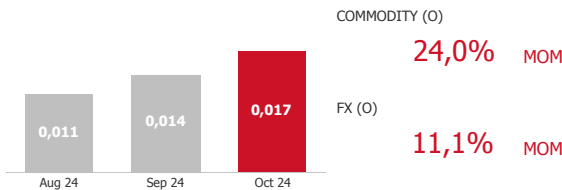


OPTIONS DYNAMICS



TOP GROWING SECTORS — ADTV, BN USD

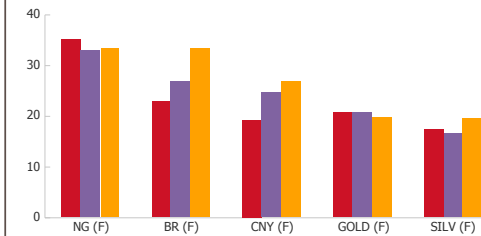
COMMODITY (O)



FX (O)

24,0% MOM
11,1% MOM

TOP 5 UA — ACTIVE CLIENTS, TH.



***Abbreviations:**

ADTV - Average Daily Trading Volume;
ADOI - Average Daily Open Interest;
MOM - Month-on-Month;
UA - Underlying asset;
BN - Billion;
TH - Thousand