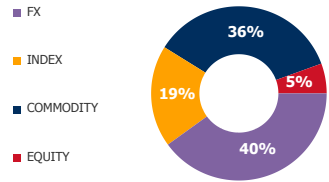


FUTURES

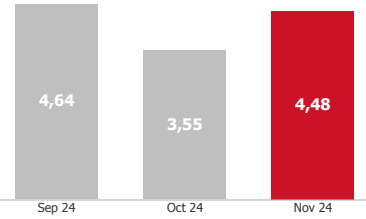
VOLUME STRUCTURE



ADTV*, USD

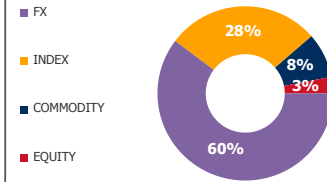
4,48 BN
26,3% MOM

ADTV DYNAMICS, BN



OPTIONS

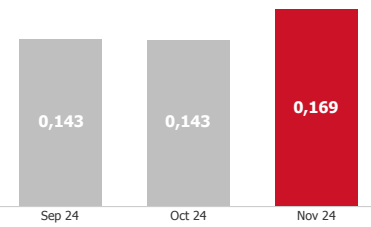
VOLUME STRUCTURE



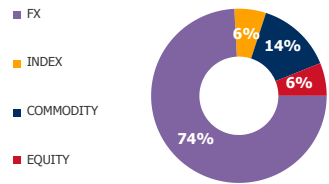
ADTV, USD

0,169 BN
18,1% MOM

ADTV DYNAMICS, BN



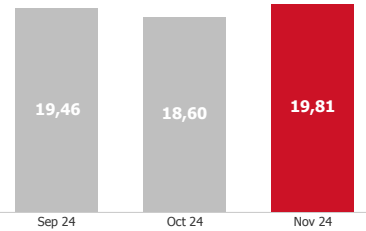
OI STRUCTURE



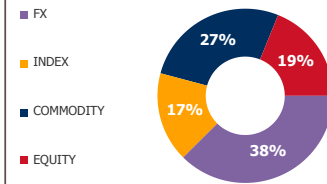
ADOI, USD

19,81 BN
6,5% MOM

ADOI DYNAMICS, BN



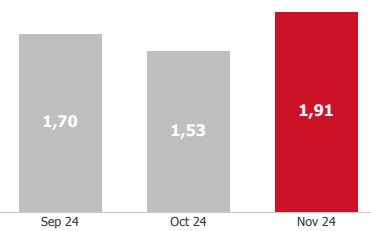
OI STRUCTURE



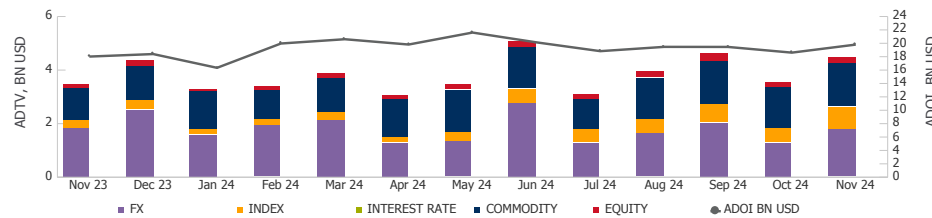
ADOI, USD

1,91 BN
24,5% MOM

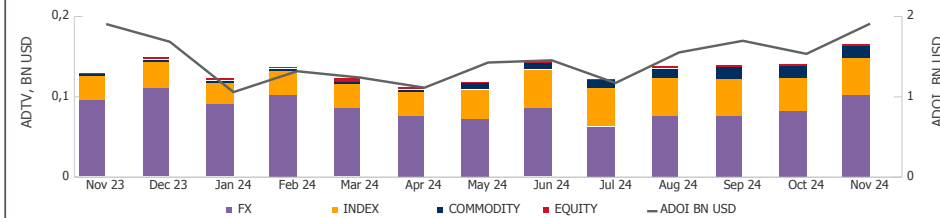
ADOI DYNAMICS, BN



FUTURES DYNAMICS

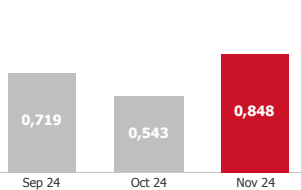


OPTIONS DYNAMICS



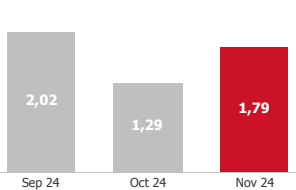
TOP GROWING SECTORS — ADTV, BN USD

INDEX (F)

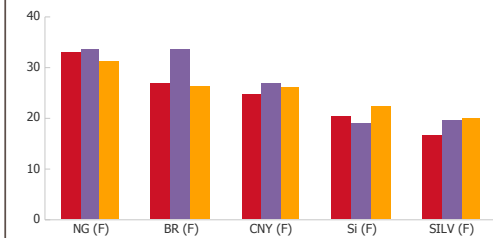


56,1% MOM
38,9% MOM

FX (F)



TOP 5 UA — ACTIVE CLIENTS, TH.



***Abbreviations:**

ADTV - Average Daily Trading Volume;
ADOI - Average Daily Open Interest;
MOM - Month-on-Month;
UA - Underlying asset;
BN - Billion;
TH - Thousand